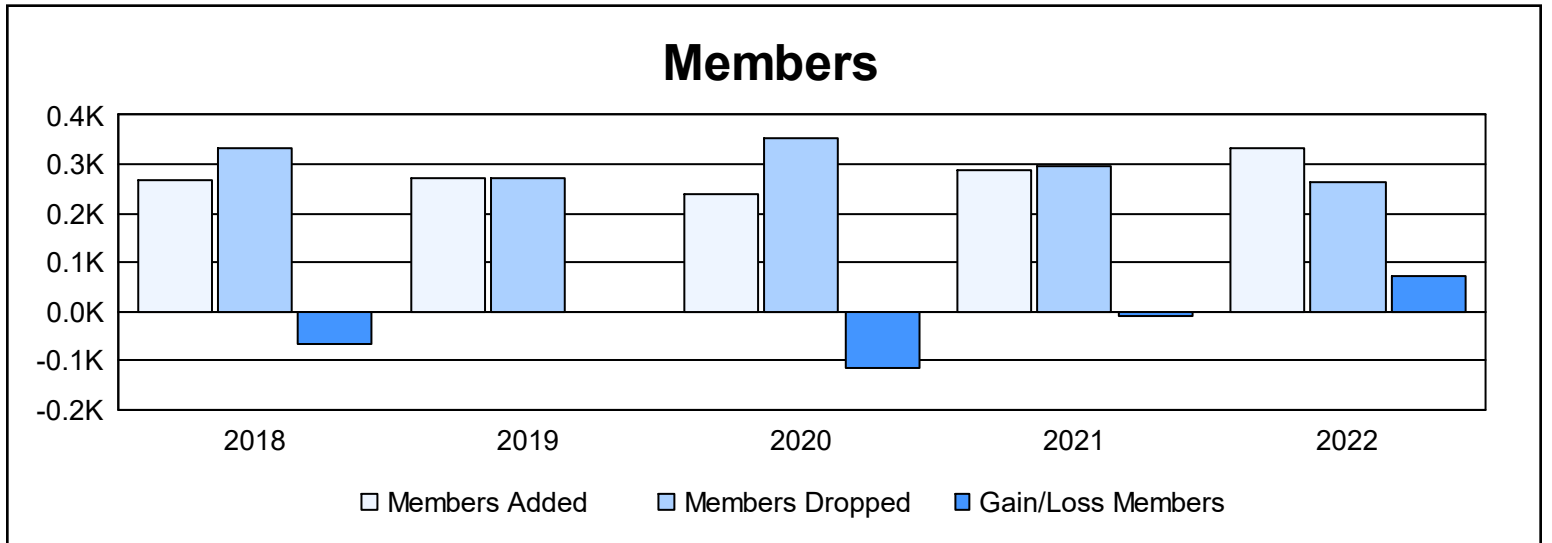
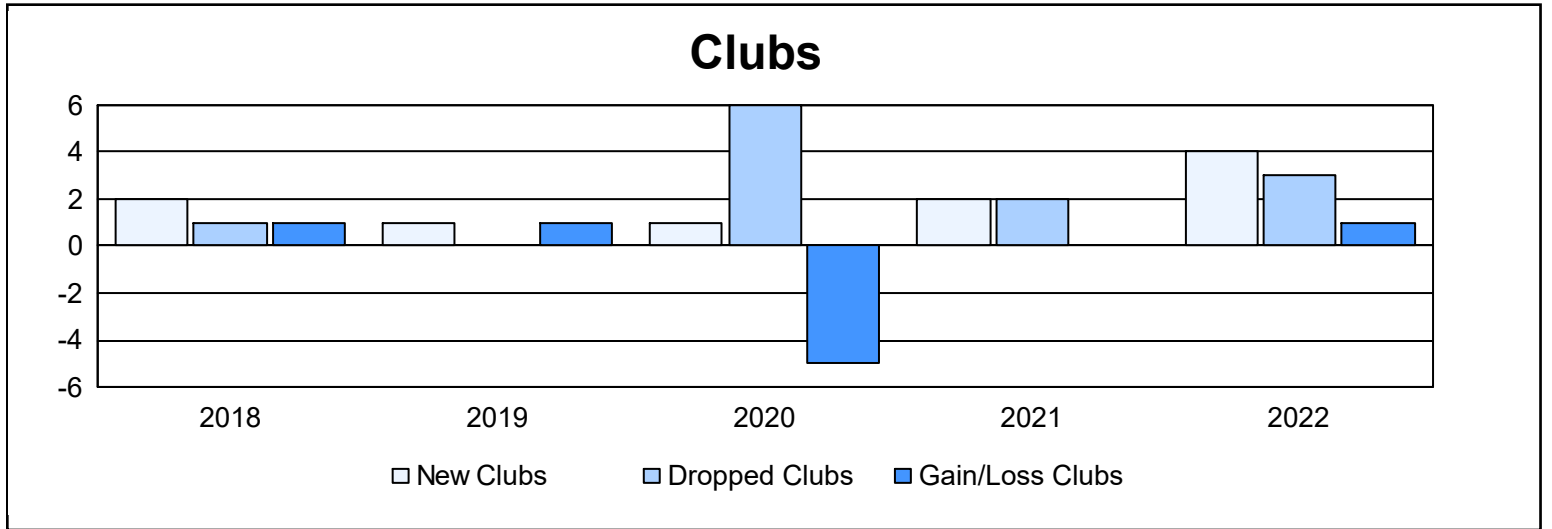
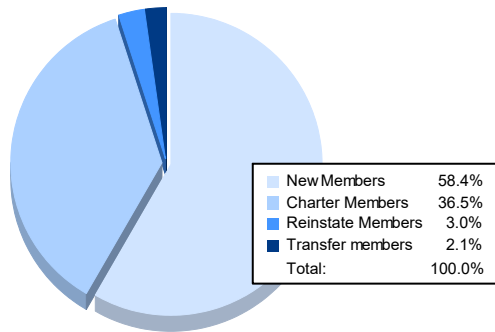


Year	New Clubs	Dropped Clubs	Gain/ Loss Clubs	New Members	Charter Members	Reinstate Members	Transfer Members	Total Member Added	Total Members Dropped	Gain/ Loss Members
2017-2018	2	1	1	207	43	11	6	267	333	-66
2018-2019	1	0	1	223	30	6	11	270	270	0
2019-2020	1	6	-5	155	31	7	45	238	353	-115
2020-2021	2	2	0	195	63	23	5	286	296	-10
2021-2022	4	3	1	195	122	10	7	334	262	72
<b>Average</b>	<b>2</b>	<b>2</b>	<b>0</b>	<b>195</b>	<b>58</b>	<b>11</b>	<b>15</b>	<b>279</b>	<b>303</b>	<b>-24</b>



### Membership Composition June 2022 Cumulative



### Gender Composition June 2022 Cumulative

